



COVID-19 Vaccination Uptake in Ireland

Weekly Report

Week 52 2021 (week ending Sunday 2nd 2022)

Key highlights of % uptake to date:

- Fully vaccinated:

18+ years: 94.4%

12+ years: 92.4%

- Booster / immunocompromised:

18+ years: 57.9%

Data relating to vaccinations are continually being updated as new individuals are registered, vaccinations take place and data cleaning is undertaken. Data presented here relate solely to data extracted from HSE COVID-19 Integrated Information Services (IIS) data lake environment at the specified time.

Background



Authorised COVID-19 vaccines in Ireland are

- Comirnaty (Pfizer/BioNTech)
 - Spikevax (formerly COVID-19 Vaccine Moderna)
 - Vaxzevria (formerly COVID-19 Vaccine AstraZeneca)
 - COVID-19 Vaccine Janssen
-
- The primary vaccination programme commenced in December 2020
 - Booster and immunocompromised additional doses were administered from the end of September 2021 onwards

Further information on vaccines recommended by the National Immunisation Advisory Committee (NIAC) is located at NIAC website [covid19.pdf \(hse.ie\)](#)

Methods for vaccination uptake calculation



- Data were provided by HSE Office of the Chief Information Officer (OCIO) based on data in the IIS data lake environment
- Data presented includes COVAX (COVID-19 vaccination information system) registered vaccinations and GP and pharmacy administered vaccinations
- Overall population uptake is calculated based on CSO population estimates* of 2021 (April 2021/H1)
 - n=4,963,363 total
 - n=4,152,710 for eligible 12+ year olds
 - n=3,745,527 for adults/18+ year olds
- Due to the estimated nature of the estimated total population sizes from the CSO in 2021 and some data quality issues a tolerance of + /- 2% should be applied to any age group uptake data
- Where county and/or age group calculation of estimated uptake exceeds 100% due to unidentified data quality issues or where the numerator exceeds the population estimate/denominator then the uptake will be rounded to 99% (unless otherwise indicated in the report)

- **Fully vaccinated**

Individuals who have completed a vaccination schedule based on vaccine brand (two doses of a two dose schedule and one dose of a one dose schedule)

- **Partially vaccinated**

Individuals who have received a single dose of a two dose schedule

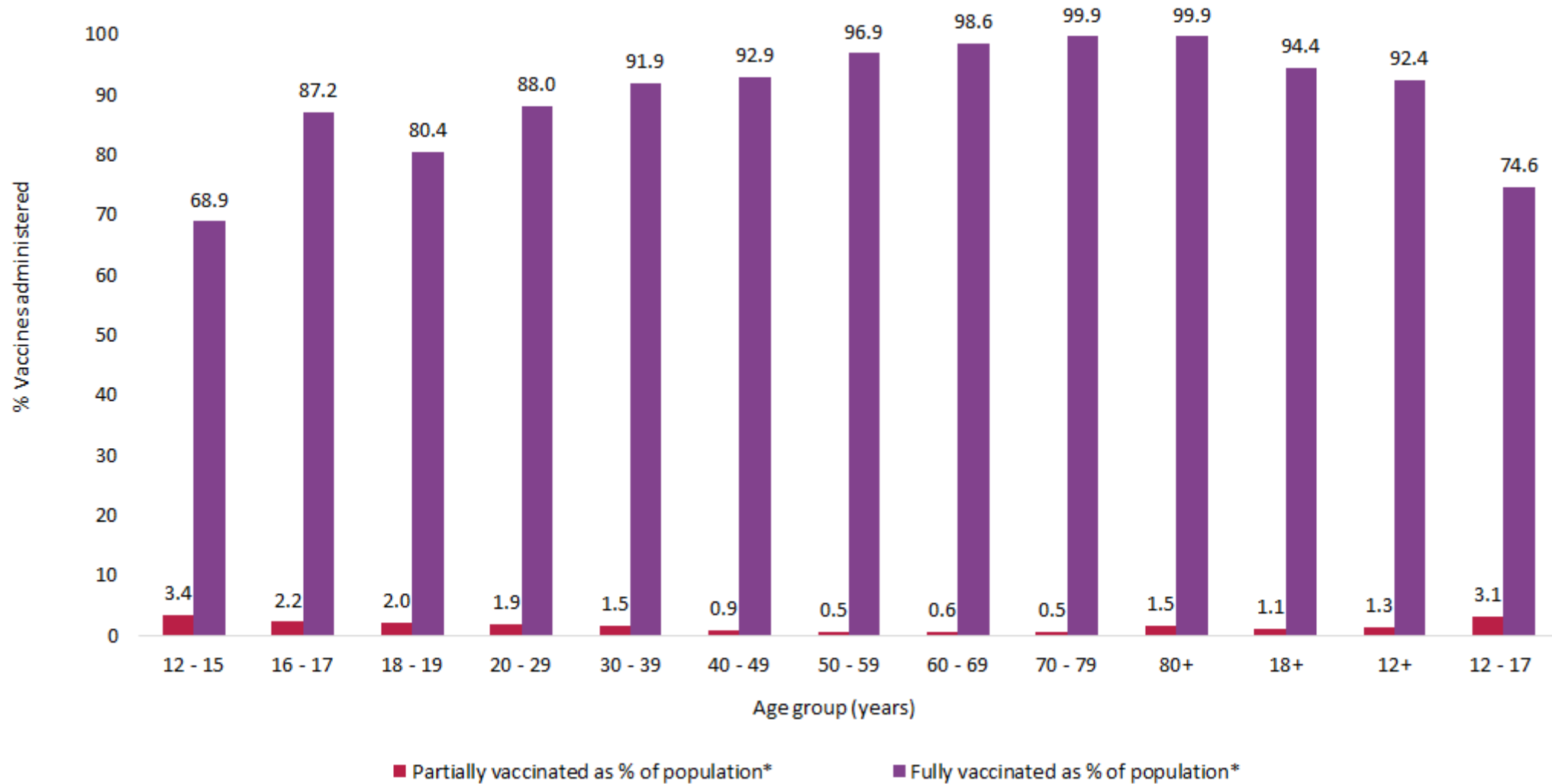
- **Additional immunocompromised dose**

Additional dose administered to an individual on a three dose schedule due to immunocompromising condition or treatment

- **Booster dose**

Additional doses administered to people who have completed a primary vaccination schedule (fully vaccinated)

Percentage COVID-19 vaccination uptake of 12+ years eligible population* by age group** and vaccination status



*Based on CSO/HIU 2021 April 2021/H1 estimates

**Excludes vaccinations administered where age was not reported

Note: Where calculation of estimated uptake exceeds 100% due to unidentified data quality issues, the uptake will be rounded to 99.9%

Estimated % fully vaccinated of eligible population* by county of residence** and age group



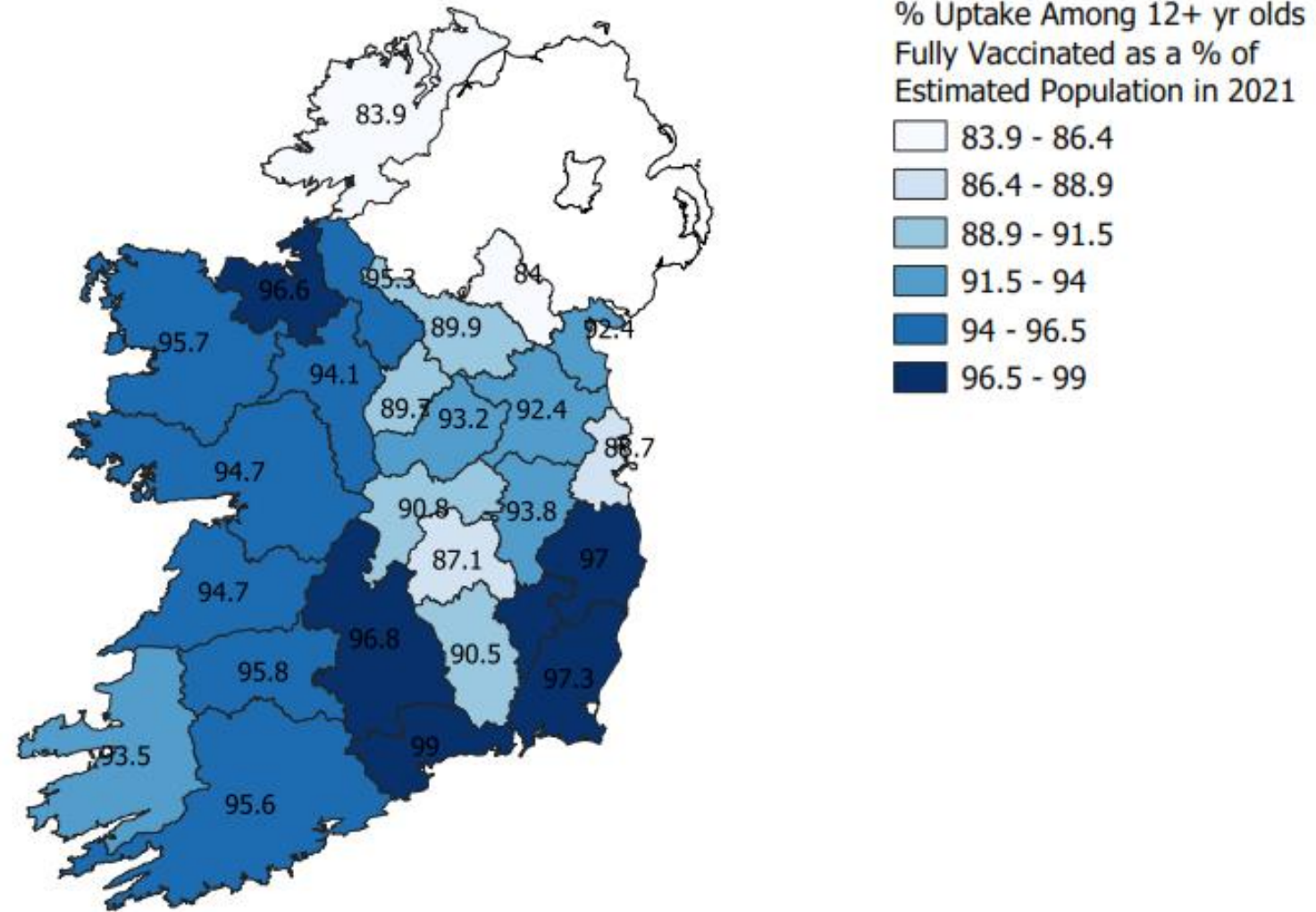
County of residence	12-15	16 - 17	18 - 19	20-29	30-39	40-49	50-59	60-69	70-79	80+	18+	12+
Carlow	76.0	97.7	91.3	95.1	96.1	99.9	99.9	99.9	99.9	99.9	99.9	98.8
Cavan	62.6	87.5	77.4	87.3	89.6	91.1	92.7	97.5	99.8	99.9	92.3	89.9
Clare	72.4	89.2	82.3	92.8	99.9	94.7	97.8	97.1	99.9	99.9	96.6	94.7
Cork	76.0	91.4	88.6	91.1	96.2	96.0	98.8	99.9	99.9	99.9	97.2	95.6
Donegal	48.6	72.3	68.8	78.0	86.5	84.5	87.9	90.8	97.3	99.9	87.2	83.9
Dublin	63.8	80.4	75.1	82.7	86.0	88.6	96.2	97.4	99.9	99.9	90.5	88.7
Galway	71.4	90.5	83.2	96.8	93.9	94.6	97.2	97.7	99.9	99.9	96.5	94.7
Kerry	76.1	90.5	82.4	89.9	93.9	95.3	96.5	96.4	97.0	99.1	94.8	93.5
Kildare	72.4	91.3	83.0	87.0	96.2	95.5	97.9	99.7	99.9	99.9	95.8	93.8
Kilkenny	72.8	87.7	82.3	90.7	90.1	89.2	93.3	95.5	96.2	96.6	92.0	90.5
Laois	67.6	88.1	80.2	83.8	83.1	88.5	91.7	96.6	93.8	95.6	88.8	87.1
Leitrim	69.7	90.0	77.3	91.9	99.2	95.1	95.6	96.8	99.9	99.9	97.5	95.3
Limerick	72.7	90.6	84.0	93.5	97.4	95.4	98.7	99.6	99.9	99.9	97.7	95.8
Longford	59.8	79.2	81.3	83.7	87.6	91.2	94.4	95.7	99.9	99.9	92.6	89.7
Louth	67.1	89.0	77.8	88.2	89.8	92.2	97.5	99.9	99.9	99.9	94.6	92.4
Mayo	67.0	90.9	81.4	97.9	99.9	96.8	97.8	97.5	99.6	99.9	98.0	95.7
Meath	70.9	90.8	77.2	89.6	96.0	93.4	96.1	97.7	99.9	99.9	94.5	92.4
Monaghan	55.0	77.7	70.5	83.1	81.3	83.0	86.7	91.4	99.9	99.9	86.6	84.0
Offaly	70.1	88.0	83.1	82.8	90.9	94.1	94.4	97.1	98.8	99.9	92.6	90.8
Roscommon	69.9	90.2	81.5	98.2	96.0	95.0	94.4	98.2	97.6	99.9	96.1	94.1
Sligo	74.9	95.2	83.9	85.3	99.9	99.4	98.4	99.9	99.9	99.9	98.2	96.6
Tipperary	72.4	91.4	81.6	94.7	97.9	96.6	99.3	99.9	99.9	99.9	98.8	96.8
Waterford	72.0	90.8	87.5	97.6	99.9	99.9	99.9	99.9	99.9	99.9	99.9	99.0
Westmeath	65.7	85.7	81.0	87.4	91.9	94.3	98.2	99.9	99.9	99.9	95.6	93.2
Wexford	73.0	93.6	83.1	93.2	97.3	97.4	99.9	99.9	99.9	99.9	99.3	97.3
Wicklow	77.5	92.5	81.1	88.9	99.7	99.6	99.5	99.9	99.9	99.9	98.7	97.0
Total*	68.9	87.2	80.4	88.0	91.9	92.9	96.9	98.6	99.9	99.9	94.4	92.4

*Based on CSO/HIU 2021 April 2021/H1 estimates

**Includes individuals resident in Northern Ireland (n=736) and where county of residence was not reported (n=1,476)

Note: Where calculation of estimated uptake exceeds 100% due to unidentified data quality issues or where the numerator exceeds the population estimate/denominator then the uptake has been rounded to 99.9%

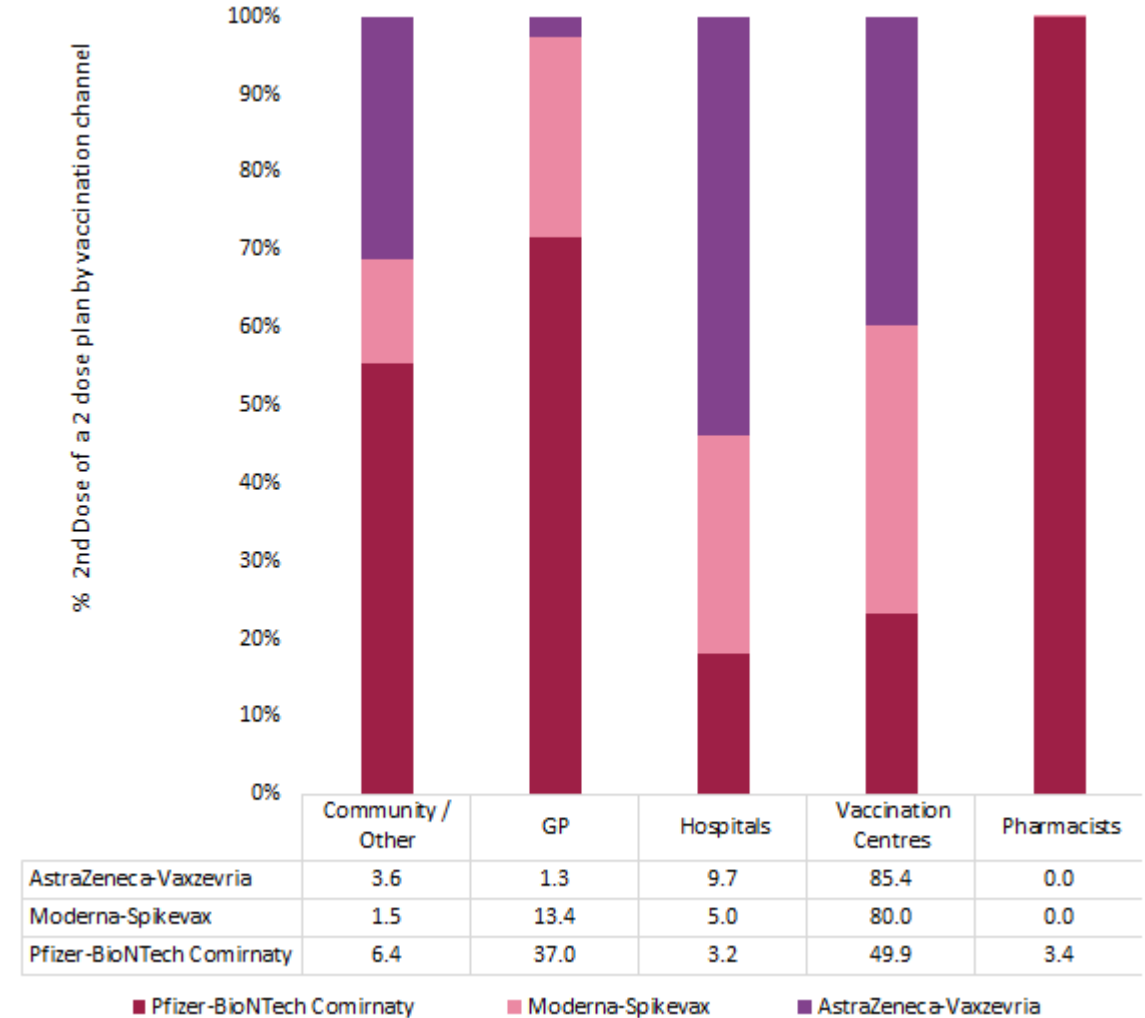
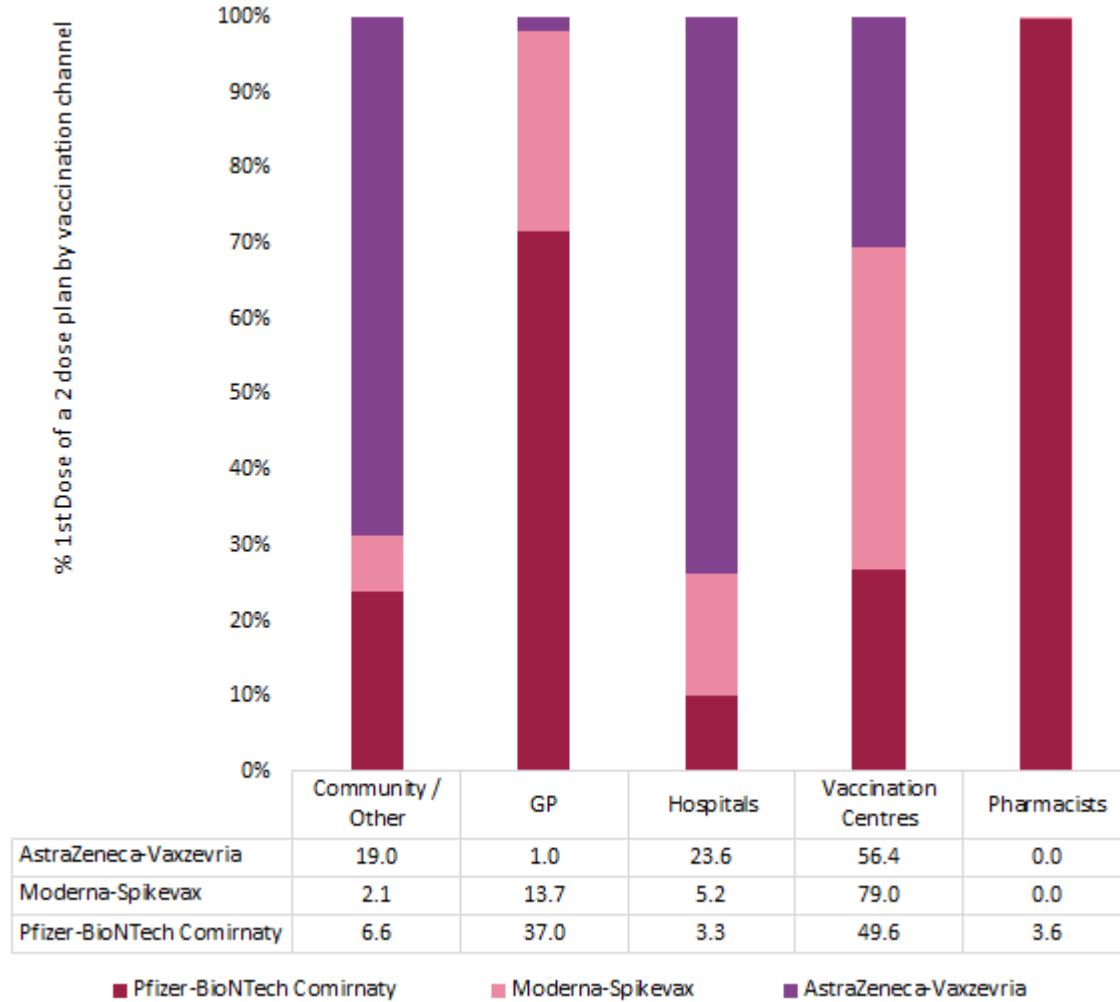
Estimated % fully vaccinated of eligible population* by county of residence**



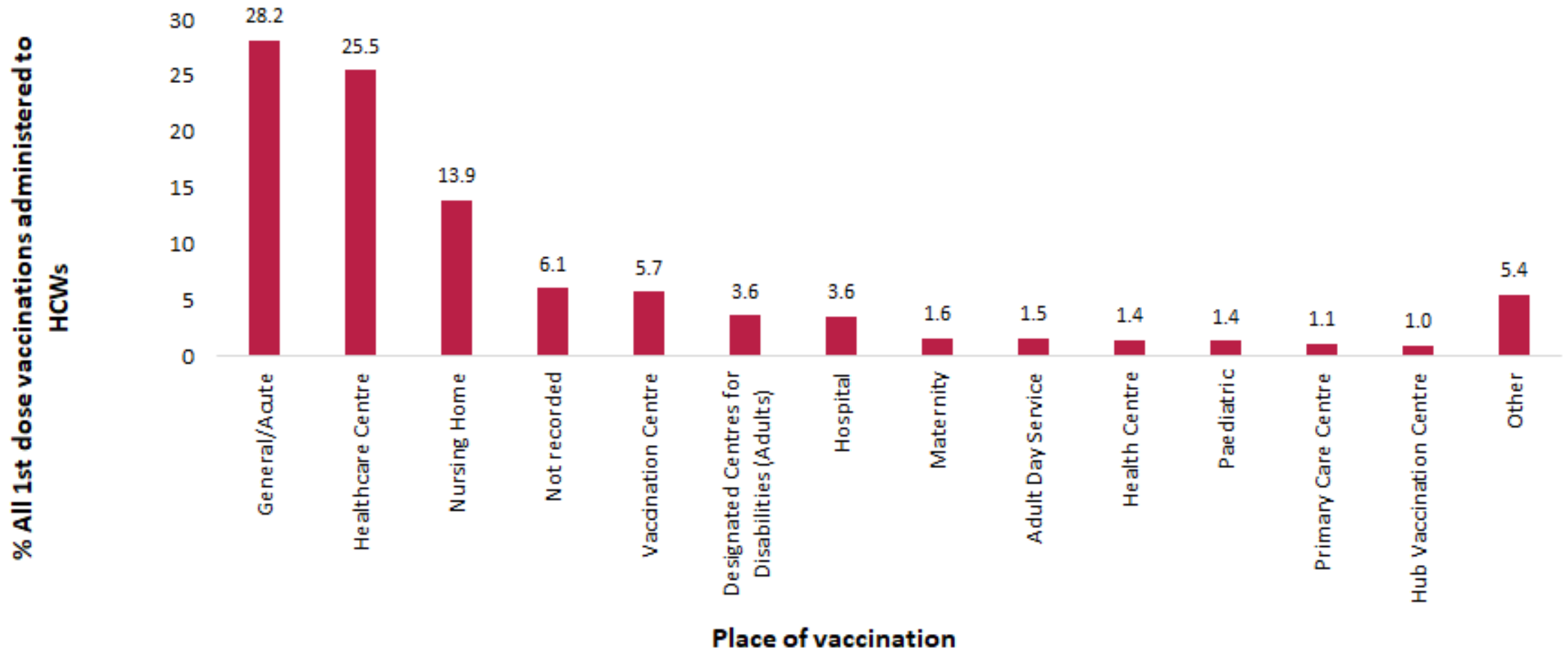
*Based on CSO/HIU 2021 April 2021/H1 estimates

**Excludes individuals resident in Northern Ireland or where county of residence was not reported

Percentage of each dose of vaccine administered by vaccination channel and vaccine brand



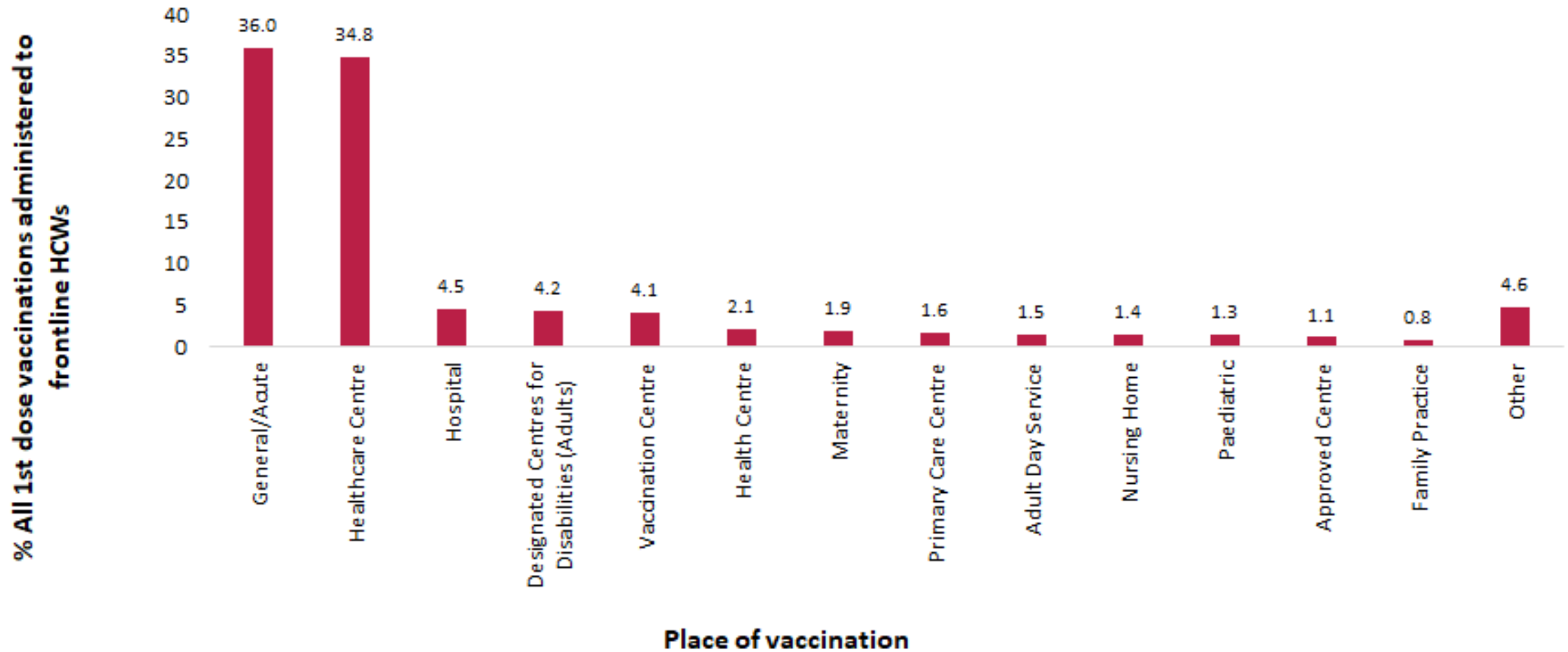
Percentage of 1st vaccine doses administered among HCWs* by place of vaccination**



*Excludes other, retired, general and undefined categories of staff type

**Other place of vaccination includes all sites where percentage of 1st dose vaccinations is <1% each, Null = place of vaccination not reported

Percentage of 1st vaccine doses administered among Frontline HCWs* by place of vaccination**



* Excludes other, retired, general and undefined categories of staff type

**Other place of vaccination includes all sites where percentage of 1st dose vaccinations is <1% each

Additional or booster doses administered

Age group	Number of additional/booster doses*	Number of additional doses for immunocompromised individuals*	Additional /booster & Immunocompromised doses as % of population**
18+yrs	2,063,836	103,911	57.9
12+yrs	2,082,393	104,488	52.7

*Changes to recommendations relating to age groups for whom additional/booster doses recommended since September 2021 makes interpretation of additional booster and immunocompromised doses difficult

**Population Denominator Based on CSO/HIU 2021 April 2021/H1 estimates

Acknowledgements

Sincere thanks to the following for providing the data for this report:

- National Immunisation Office (NIO)
- Office of the Chief Information Officer (OCIO)
- HSE Integrated Information Services (IIS) and COVAX Implementation team of Salesforce, IBM, PWC
- HSE procurement/acute hospitals/CHOs/vaccinating teams and administrators/IT staff
- HSE Health Intelligence, Strategic Planning & Transformation Unit



@hpscireland



@hpscireland

www.hpsc.ie

